

How to Schedule a Vaccination Appointment

Below is a set of directions on how to schedule a vaccination appointment through the Illinois Department of Health (IDPH) portal. You will need the voucher code to sign-up.

1. Select the link and you will be directed to the following page from IDPH

ILLINOIS DEPARTMENT OF PUBLIC HEALTH
IDPH
PROTECTING HEALTH. IMPROVING LIVES

4/22- MABAS 3 1st Dose Clinic

Please bring QR Code to your appointment.

Choose date to book a ticket

Dates

← March 2021 April 2021 → May 2021 →

Mon	Tue	Wed	Thu	Fri	Sat	Sun
			1	2	3	4
5	6	7	8	9	10	11
12	13	14	15	16	17	18
19	20	21	22	23	24	25

- 11:30 a.m. - 11:45 a.m. Fully Booked - Please Choose a Different Time
- 11:45 a.m. - noon Book now
- noon - 12:15 p.m. Book now
- 12:15 p.m. - 12:30 p.m. Book now
- 12:30 p.m. - 12:45 p.m. Book now

2. Choose any available date and time period. Available time slots are shown in green. Time slots that are no longer available are shown in red.

Choose date to book a ticket

Dates

← March 2021 April 2021 → May 2021 →

Mon	Tue	Wed	Thu	Fri	Sat	Sun
			1	2	3	4
5	6	7	8	9	10	11
12	13	14	15	16	17	18
19	20	21	22	23	24	25

- 11:30 a.m. - 11:45 a.m. Fully Booked - Please Choose a Different Time
- 11:45 a.m. - noon Book now
- noon - 12:15 p.m. Book now
- 12:15 p.m. - 12:30 p.m. Book now
- 12:30 p.m. - 12:45 p.m. Book now

3. Once a time slot has been selected, the below page will appear.

The screenshot shows the IDPH website interface. At the top is the IDPH logo with the tagline "PROTECTING HEALTH. IMPROVING LIVES." Below the logo is a search bar with the text "View other date". The main heading is "4/22- MABAS 3 1st Dose Clinic". Below this is the address "7 N Happ Road, Northfield, IL 60093", the date "April 22nd, 2021", and the time "Begin: 12:15 p.m., End: 12:30 p.m.". There is a link "Add to Calendar". The product is "First Dose - COVID-19 Vaccination" with a price of "FREE" and a note "Enter a voucher code below to book this ticket." Below the product name is the text "You will be required to complete an information form for each patient." and "38 currently available". There is an "Add to cart" button. At the bottom, there is a "Redeem a voucher" section with a "Voucher code" input field and a "Redeem voucher" button.

4. Enter the Voucher Code and select Redeem Voucher Code

The screenshot shows the "Redeem a voucher" section. The "Voucher code" input field contains "MABAS03". The "Redeem voucher" button is circled in red.

5. After the code has been redeemed the below page will appear. Select Add to Cart

The screenshot shows the "Voucher redemption" confirmation page. It displays the clinic details: "4/22- MABAS 3 1st Dose Clinic", "April 22nd, 2021", "Begin: 12:15 p.m., End: 12:30 p.m.", and "Add to Calendar". Below this is the text "You entered a voucher code that allows you to book one of the following:". The product is "First Dose - COVID-19 Vaccination" with a price of "FREE" and a checked checkbox. Below the product name is the text "You will be required to complete an information form for each patient." The "Add to cart" button is circled in red.

6. After the item has been Added to the cart, the below page will appear indicating that the item has been successfully added. Select Continue

The screenshot shows the cart confirmation page. At the top, a green checkmark icon is next to the text "The products have been successfully added to your cart." Below this is a "Your cart" section with a timer "04:47". The cart contains one item: "First Dose - COVID-19 Vaccination" with a quantity of "1" and a price of "\$0.00". Below the item is the text "Voucher code used: MABAS03" and "4/22- MABAS 3 1st Dose Clinic · April 22nd, 2021 · 12:15 p.m.". The "Total" is "\$0.00" for "One product". Below the total is the text "The items in your cart are reserved for you for 4 minutes." There is an "Empty cart" button and a "Continue" button circled in red.

7. After you select the continue button, the below page will appear requesting information. Fill out the contact information section and other requested information.

Contact information

E-mail*

Make sure to enter a valid email address. We will send you an order confirmation including a link that you need to access your order later.

First Dose - COVID-19 Vaccination

Date 4/22- MABAS 3 1st Dose Clinic - April 22nd, 2021 ⌚ 12:15 p.m.

* I attest that I understand the eligibility phases in the link provided below: <https://covidvaccination.dph.illinois.gov/>

Does the patient have a disability or expect to require additional assistance at their appointment?*

* I attest that I have completed the questionnaire available at <https://covidvaccination.dph.illinois.gov/> and verified that I am eligible to receive the vaccination at this time. If I am part of a priority group due to my occupation, I understand that I may be required to provide proof of employment using an employee ID, a dated letter from my employer, or a recent pay stub. I understand that this POD is operated by the respective provider and that my appointment will not be honored if I have misrepresented my eligibility while scheduling this appointment.

* I understand only the Pfizer vaccine has been approved for use in patients under 18 years of age (16 & 17).

* I understand that the consent of a parent or legal guardian is required on site, in order for a patient under the age of 18, to receive a vaccination. (*If you are 16 or 17 years old, your custodial parent or a legal guardian may consent on your behalf by signing the form; minors may not consent for vaccination unless they are emancipated by a court, pregnant, married, minor-parents, or a "minor seeking primary care" with verification of status in writing by a qualified adult under the IL Consent by Minors Act.)

Patient Name*

What is the patient's Date of Birth?*

What is the gender of the individual receiving the vaccine?*

What is the patient's race?*

What is the patient's ethnic group?*

Patient Email*

What is the patient's cell phone number?*

Address*

ZIP code*

City*

Country*

State

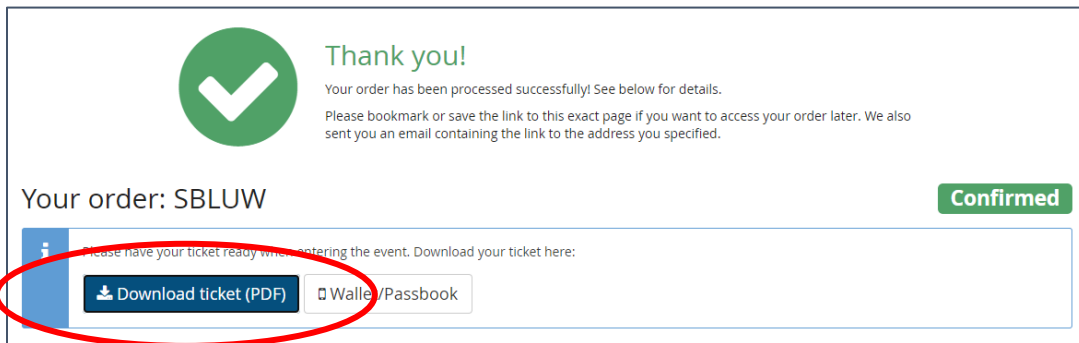
8. Once the information has been completed, Select Continue.



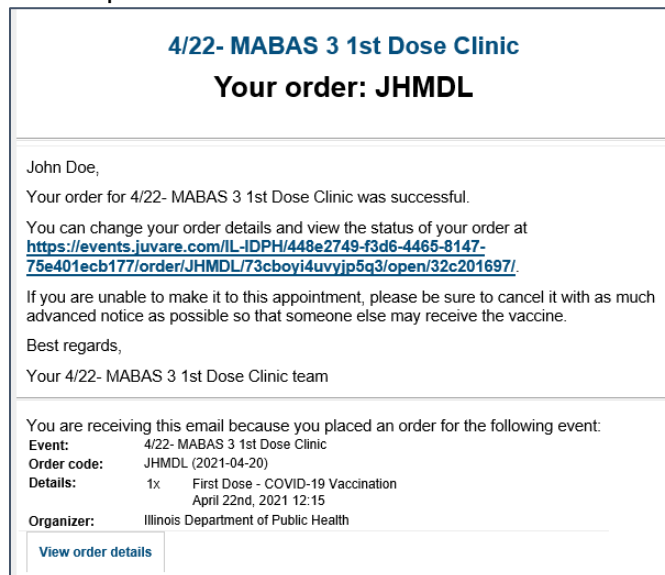
9. After you have completed the form and selected the continue button, there will be a summary of the information that you provided. If any of the information is incorrect, select the Go Back button at the bottom left corner of the page and return to the previous page to make corrections. If the information is correct, click the Submit Registration button at the bottom right corner of the page.






10. After the registration has been submitted, the below page will appear, confirming your registration. You can download the ticket from the page by selecting the Download Ticket button under your order number. An email will also be sent.



11. The Email will look like below and come from MABAS 3 1st Dose Clinic You can download the PDF document of the file to print.



12. The Ticket will look like below. You must bring this ticket (either hard-copy or electronically) to the vaccination clinic. Without a ticket, you may be denied entry to the clinic and your time slot will be re-allocated.

 4/22- MABAS 3 1st Dose Clinic		
First Dose - COVID-19 Vaccination		
John Doe		
Vaccination Appointment Date/Time: 04/22/2021 12:15 p.m.		
You will be required to complete an information form for each patient.		
JHMDL		bhvhm5pqxsrbk9tvxhcx25uzkuj5a4ej
<p>Please print this ticket and bring it with you - or have it available on your phone - during your vaccine appointment. Having it printed or readily available will save time and ensure we can quickly check you in!</p> <p>Depending on the vaccine you are receiving, you may be asked to show proof of qualification (for example, proof of employment for frontline workers), or proof of identity. Please ensure you bring these documents with to your appointment.</p> <p>Location and Arrival Instructions</p> <p>7 N Happ Road, Northfield, IL 60093</p>		